GERMAN #4 MOA SFP RETICLE

The German #4 reticle is a type of reticle commonly found in hunting scopes. It features thicker outer lines on the left, right, and bottom, with thinner inner crosshairs and a top vertical line. The thicker lines allow for easier target acquisition, while the thinner crosshairs and a top vertical line provide for greater precision when aiming at smaller targets.

The center dot of the reticle is used to provide a point of aim, which can be especially useful when shooting at small targets or aiming at long ranges. The illumination feature of the reticle provides additional visibility in low-light conditions, making it easier to acquire targets and aim accurately.

For SCOM-38 model, the suspension is valid at 15x; for SCOC-23 model, the suspension is valid at 6x; SCOC-37 model, the suspension is valid at 4x.

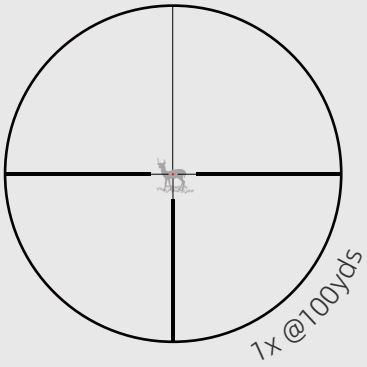

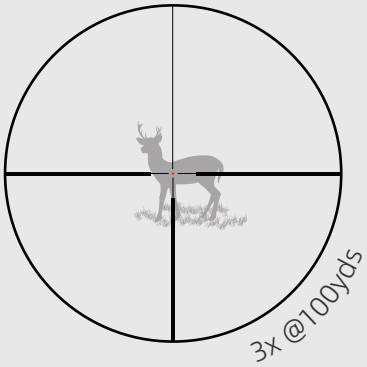

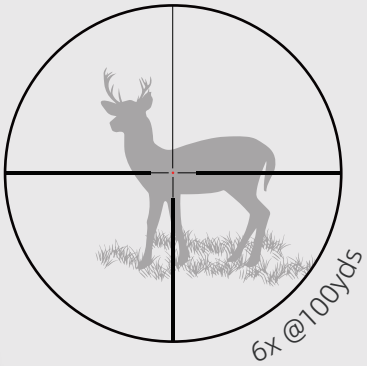

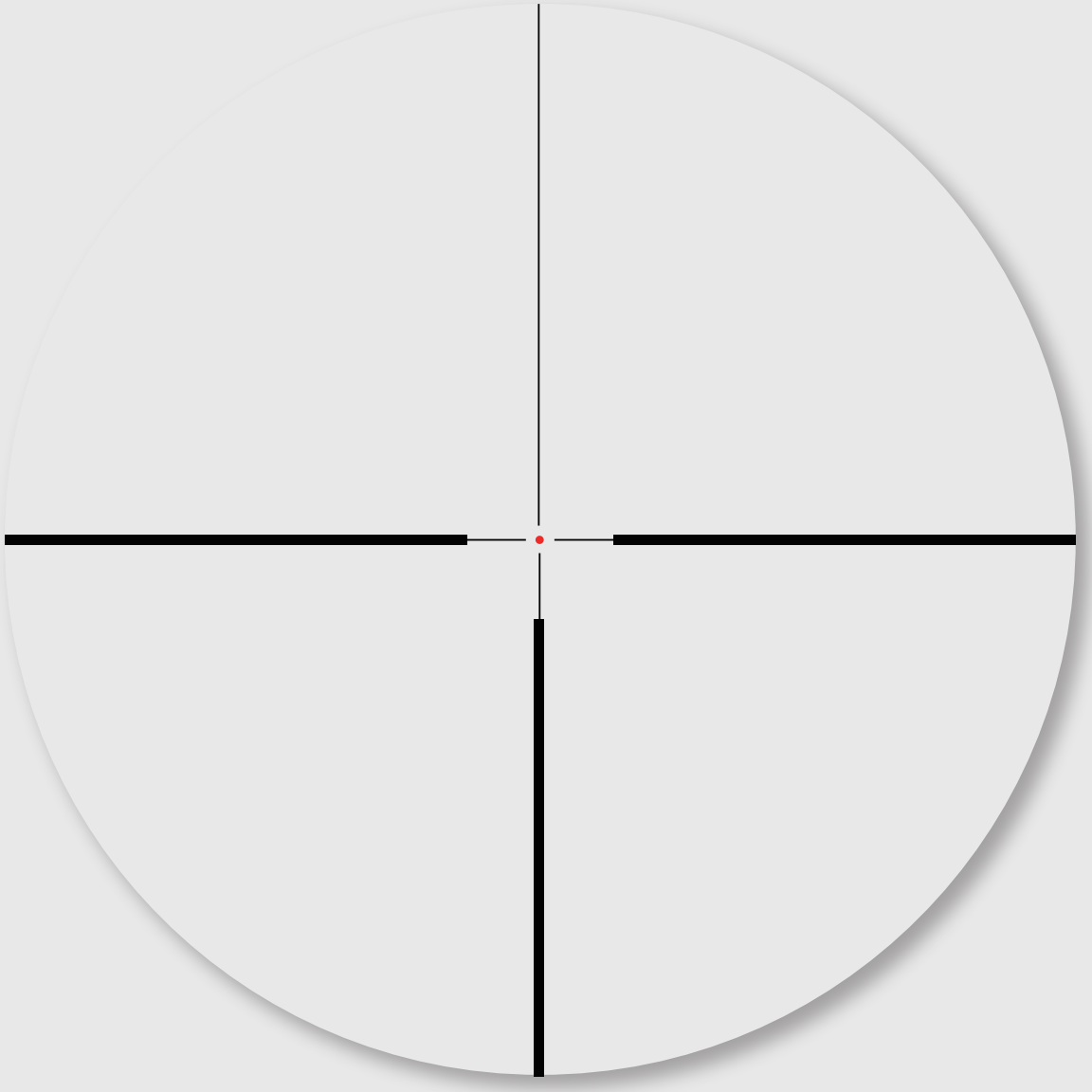

Red indicated illuminated portion of the reticle

HOW TO MEASURE TARGET HEIGHT & LENGTH

The German #4 reticle can also help the shooter estimate the range to a target. If the shooter knows the target object's size at shooting distance, then he can compare it to either the vertical or horizontal hash mark spacing and roughly estimate the range.
The formula for range estimation is as follows:

Range (yards) = Target Height or Width (inches) * 100 / Target Height or Width measured on reticle (MOA)

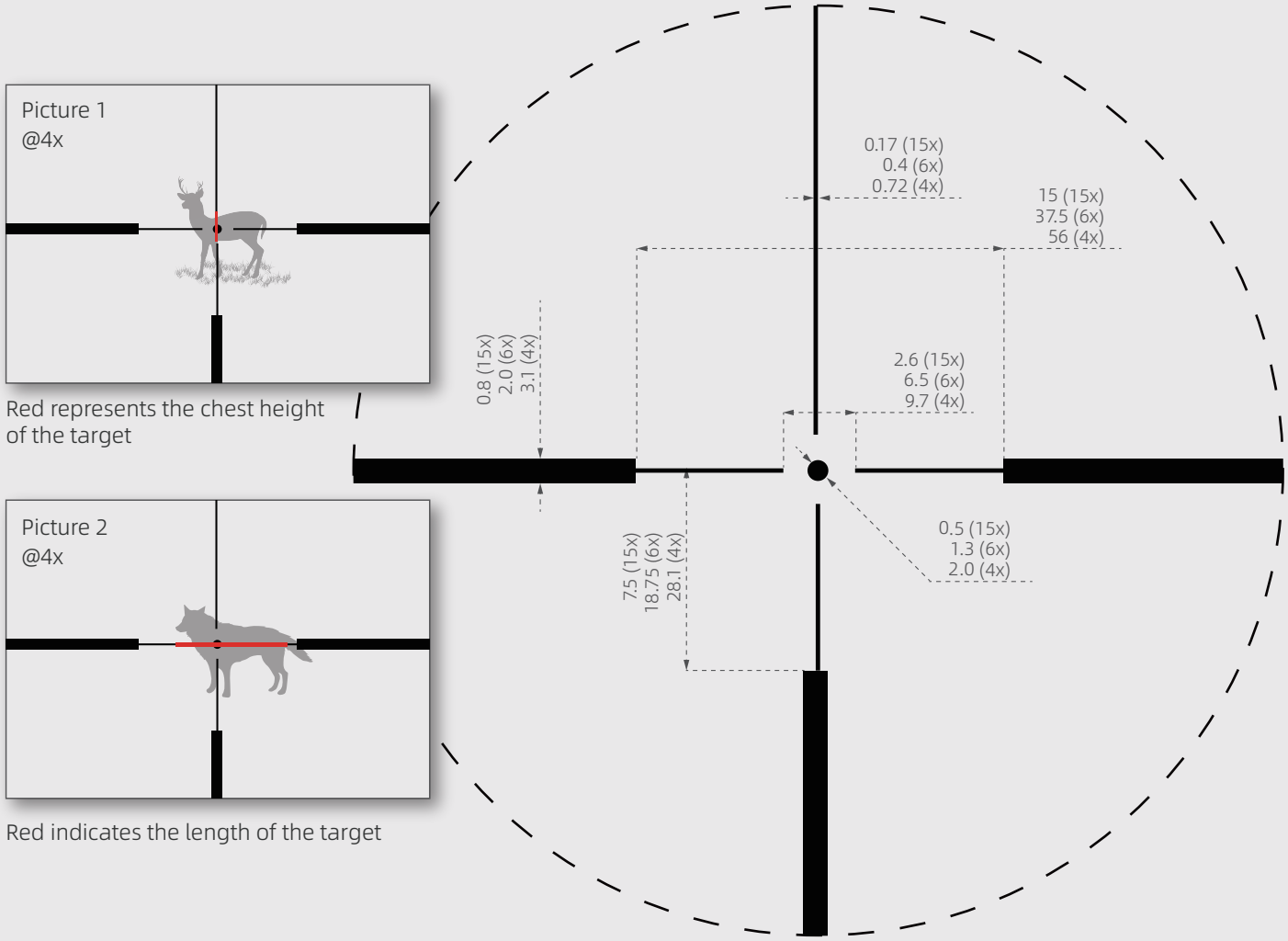
Picture 1
@4x
Picture 2
@4x
0.17 (15x)
0.4 (6x)
0.72 (4x)
15 (15x)
37.5 (6x)
56 (4x)
0.8 (15x)
2.0 (6x)
3.1 (4x)
2.6 (15x)
6.5 (6x)
9.7 (4x)
0.5 (15x)
1.3 (6x)
2.0 (4x)
7.5 (15x)
18.75 (6x)
28.1 (4x)

Red represents the chest height of the target

Red indicates the length of the target

Reticle at the set magnification, If a shooter is looking at a deer, its chest height is 18 inches, and it spans about 9MOA on the vertical line (picture 1). Using the formula above, the range to the elk is calculated as follows:

Range = 18 (inches) * 100 / 9 MOA = 200 (yards)

Reticle at the set magnification, If a shooter is looking at a 60 inches long wolf, and it spans about 10MOA on the horizontal line (picture 2). Using the formula above, the range to the wolf is calculated as follows:

Range = 60 (inches) * 100 / 10 MOA = 600 (yards)