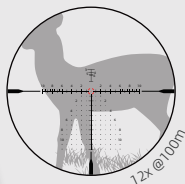
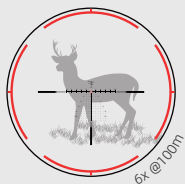
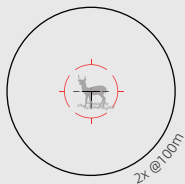


VET-RAR 2 MIL FFP RETICLE

The VET-RAR 2 reticle is a high-precision, versatile aiming tool tailored for advanced shooters, offering both accurate aiming solutions and mid-to-long-range shooting adjustments.

Featuring a 65 MIL diameter rapid target acquisition ring, the reticle provides a large, open circle at 2x magnification, ideal for quick target acquisition in close-quarters combat or dynamic shooting scenarios. As magnification increases (up to 12x), the circle gradually fades at the edges of the field of view, allowing shooters to focus on finer aiming points for precision shooting without distractions.

Additionally, the VET-RAR 2 includes a distance-ranging function. By aligning the mark lines above or below the center point with a USPSA (United States Practical Shooting Association) target's "shoulder," users can quickly estimate target distance.



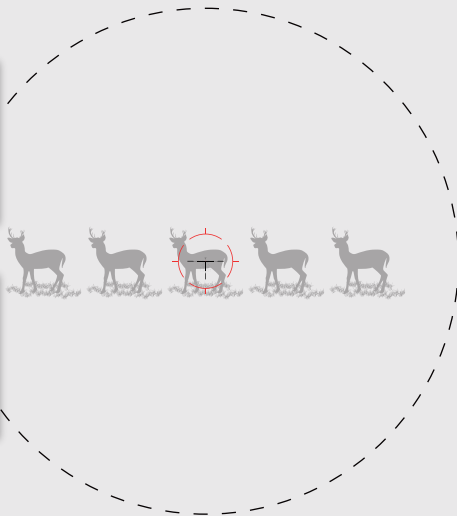
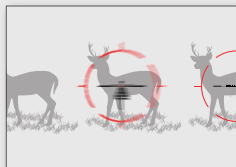
RAR(RAPID ACQUISITION RING) RETICLE

RAR = Rapid Acquisition Ring, it is the outer circle pattern around the inner MIL reticle. It has a diameter of 65MIL, with 4 space area on the circle, each is 10MIL long. The RAR reticle allows the shooter to quickly acquire a target by framing it within the circle. It also helps to center the reticle on the target, especially when the shooter is quickly moving from one target to the next. The RAR reticle assists in fast and accurate sight alignment, which is critical in shooting sports. **Starting from 6x magnification, The ring will disappear as it zooms in, there will be no obstruction of your eyesight.**

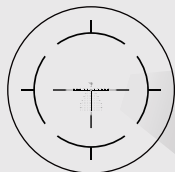
Exhibit 1



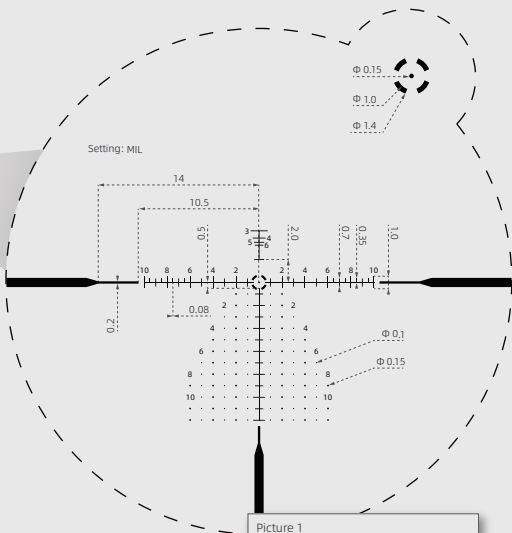
Exhibit 2



FAST RANGING

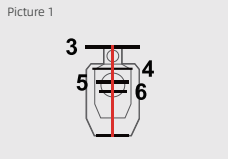


The upper part of the reticle is 45cm wide and 75cm high, designed for USPSA targets, it is used to help shooters estimate the range of their targets quickly. You can achieve fast ranging by horizontally aligning the width of the target or vertically aligning the height of the target.

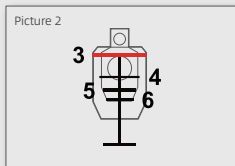
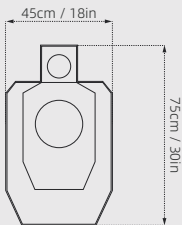


If you vertically align the bottom of the USPSA target, and its highest point reaches mark 3 on the reticle, then the target is 300 meters away from you. (Picture 1)

If horizontally align the USPSA target's width, and its shoulder at the widest point reaches mark 3 on the reticle, then the target is 300 meters away from you. (Picture 2)



Red indicates the height of the target



Red indicates the shoulder width of the target

HOW TO MEASURE TARGET HEIGHT & LENGTH

To use the VET-RAR 2 Reticle for ranging, the shooter first needs to know the height of the target in question. Once the height of the target is determined, the shooter can use the VET-RAR 2 Reticle to measure the target in mils.

$$\text{Height of Target (yards) / mils} * 1000 = \text{Distance to Target (yards)}$$

If the height of target is in Inches, then the formula should be:

$$\text{Height of Target (inches) / mils} * 27.78 = \text{Distance to Target (yards)}$$

(1 inch \approx 0.0277778 yards)

This formula works equally well with meters, but don't mix meters and yards:

$$\text{Height of Target (meters) / mils} * 1000 = \text{Distance to Target (meters)}$$

If the distance of the target is determined, then the shooter can use the VET-RAR 2 Reticle to measure the target length. You can use the following formula:

$$\text{Distance to Target (yards) / 1000} * \text{Mils} = \text{Length of Target (yards)}$$

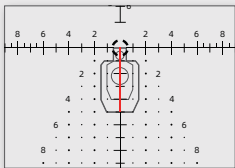
$$\text{Distance to Target (yards) / 27.78} * \text{Mils} = \text{Length of Target (inches)}$$

(1 inch \approx 0.0277778 yards)

This formula works equally well with meters, but don't mix meters and yards:

$$\text{Distance to Target (meters) / 1000} * \text{Mils} = \text{Length of Target (meters)}$$

Measure the object in yards to find the distance in yards, and use meters to yield distances in meters.



Red indicates the height of the target

If the height of an adult male is 5.91ft, and measures 5Mils across the reticle, that is:

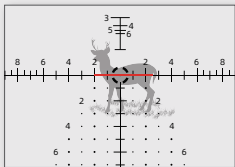
$$\text{Distance to Target (yards) / 27.78} * \text{Mils} = \text{Height of Target (inches)}$$

5.91ft = 70.9 inches

$$70.9 \text{ (inches) / 5 mil} * 27.78 = 394 \text{ (yards)}$$

$$2.0 \text{ (yards) / 5 MIL} * 1000 = 394 \text{ (yards)}$$

$$1.8 \text{ (meters) / 5 MIL} * 1000 = 360 \text{ (meters)}$$



Red indicates MILS of the target in reticle

If the Distance to Target is 400m, and the target measures 4.5Mils across the reticle, then the target length is:

$$400 \text{ (meters) / 1000} * 4.5 \text{ MIL} = 1.8 \text{ (meters)}$$

$$437 \text{ (yards) / 1000} * 4.5 \text{ MIL} = 2.0 \text{ (yards)}$$

$$437 \text{ (yards) / 27.78} * 4.5 \text{ MIL} = 70 \text{ (inches)}$$