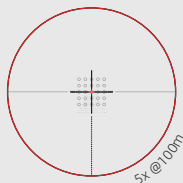


VTA-8 MIL FFP RETICLE

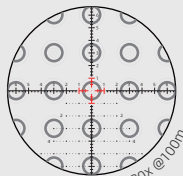
The VTA-8 MIL reticle is versatile and precise, designed for medium to long range shooting. It is ideal for long-range shooting, providing high accuracy and precision. The reticle features illuminated crosshairs extending 1 MIL up, down, left, and right from the center point, without intersection.

Each side of the horizontal and vertical lines is 10 MIL in total length. From 8 MIL to 10 MIL on the horizontal and vertical lines, each small gap represents 0.2 MIL. The gap between the end of the horizontal line and the stadia line is 1 MIL.

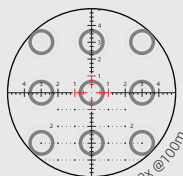
The VTA-8 MIL is designed with a 0.5 mil centre blanking area that does not obscure the target.



5x @ 100m



30x @ 100m



40x @ 100m

Applicable products:

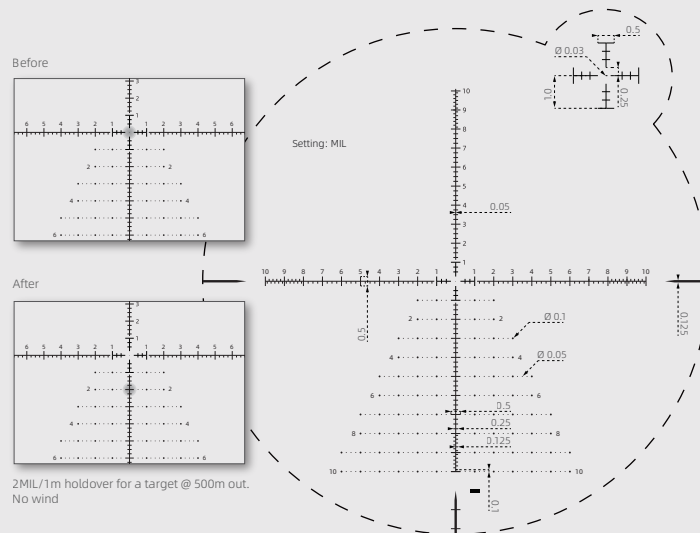
Tauron - 5-40x56 ED

Red indicated illuminated portion of the reticle

COMPENSATION BULLET DROP

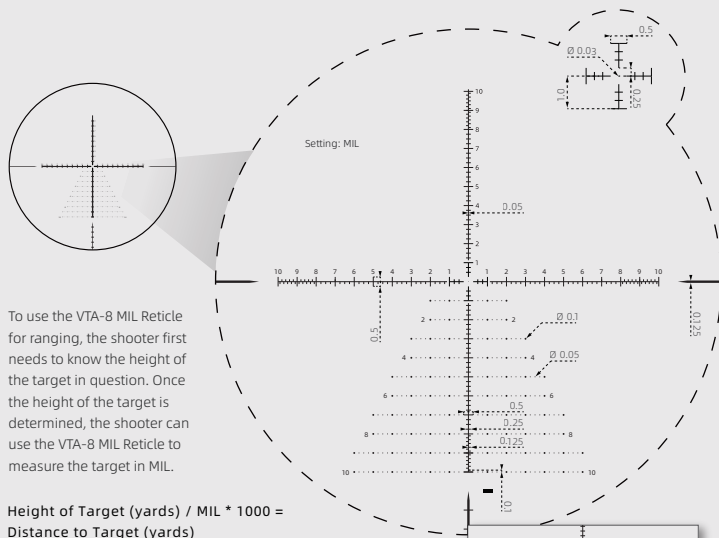
Holdover refers to the technique of adjusting the aim of a firearm to compensate for the effect of gravity on the bullet's trajectory. Bullet drop is the decrease in bullet height as it travels through the air. The shooter can use the MIL markings on the reticle to calculate the bullet drop. The MIL markings on the vertical axis represent the distance in MILs between each hash mark. The horizontal axis represents the windage adjustment.

For example, under no wind condition, after zeroing your scope at 100m, if you know your target is at 500m and your ammo has a 1m bullet drop at that distance, you will need to use 2MIL holdover point. Here is how you get the 2MIL: since 1MIL equals 10cm at 100m, 50cm at 500m, and then 2MIL equals 2 x 50cm = 1m at 500m, you need to hold the 2MIL drop point to compensate for the 1m bullet drop, thus bring the aim point to line up with the bullet's point of impact.



When it comes to wind correction in shooting, there are three key factors to keep in mind: the flying time of the bullet, the velocity and direction of the wind, and the ballistics coefficient (BC) of the bullet. By taking into account these three factors, a shooter can make the necessary adjustments to account for wind drift and achieve accurate shots even in challenging conditions.

HOW TO MEASURE TARGET HEIGHT



To use the VTA-8 MIL Reticle for ranging, the shooter first needs to know the height of the target in question. Once the height of the target is determined, the shooter can use the VTA-8 MIL Reticle to measure the target in MIL.

$$\text{Height of Target (yards) / MIL} * 1000 = \text{Distance to Target (yards)}$$

If the height of target is in Inches, then the formula should be:

$$\text{Height of Target (inches) / MIL} * 27.78 = \text{Distance to Target (yards)}$$

(1 inch \approx 0.0277778 yards)

This formula works equally well with meters, but don't mix meters and yards:

$$\text{Height of Target (meters) / MIL} * 1000 = \text{Distance to Target (meters)}$$

Measure the object in yards to find the distance in yards, and use meters to yield distances in meters.

If the height of an adult male is 5.91ft, and measures 5MIL across the reticle, that is:
Distance to Target (yards) / 27.78 * MIL = Height of Target (inches)

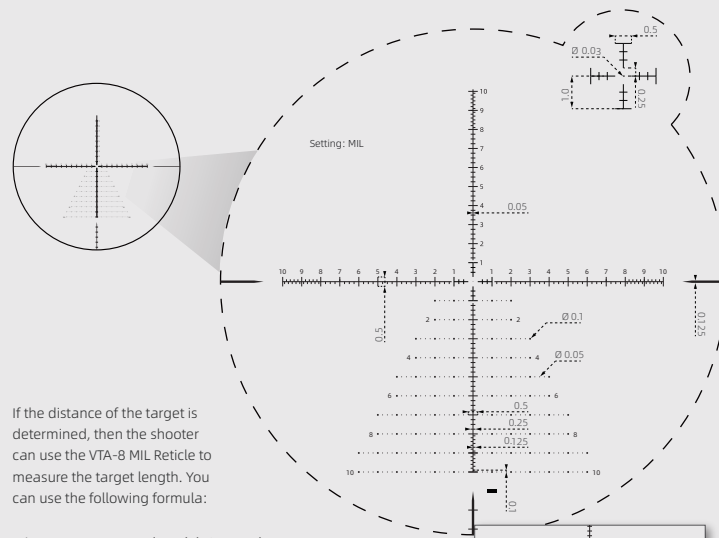
5.91ft = 70.9 inches

70.9 (inches) / 5 mil x 27.78 = 394 (yards)

2.0 (yards) / 5 MIL x 1000 = 394 (yards)

1.8 (meters) / 5 MIL x 1000 = 360 (meters)

HOW TO MEASURE TARGET LENGTH



If the distance of the target is determined, then the shooter can use the VTA-8 MIL Reticle to measure the target length. You can use the following formula:

$$\text{Distance to Target (yards) / 1000} * \text{MIL} = \text{Length of Target (yards)}$$

$$\text{Distance to Target (yards) / 27.78} * \text{MIL} = \text{Length of Target (inches)}$$

(1 inch \approx 0.0277778 yards)

This formula works equally well with meters, but don't mix meters and yards:

$$\text{Distance to Target (meters) / 1000} * \text{MIL} = \text{Length of Target (meters)}$$

Measure the object in yards to find the distance in yards, and use meters to yield distances in meters.

If the Distance to Target is 400m, and the target measures 4.5MIL across the reticle, then the target length is:

400 (meters) / 1000 * 4.5 MIL = 1.8 (meters)

437 (yards) / 1000 * 4.5 MIL = 2.0 (yards)

437 (yards) / 27.78 * 4.5 MIL = 70 (inches)